

Ka-Pow Flash Cards



Phase 2



s



a



t







p

Ka-Pow Flash Cards



Phase 2

 i	 n
 m	 d

Ka-Pow Flash Cards



Phase 2

The image displays four flash cards arranged in a 2x2 grid. Each card has a white center with a large blue letter, surrounded by a red scalloped border decorated with yellow stars. The Wriggly readers logo is positioned in the top-left corner of each card.

- Top-left card: Letter **g**
- Top-right card: Letter **o**
- Bottom-left card: Letter **c**
- Bottom-right card: Letter **k**

Ka-Pow Flash Cards

Phase 2



ck



e



u



r

Ka-Pow Flash Cards



Phase 2



h



b



f




ff

Ka-Pow Flash Cards




Phase 2



Ka-Pow Flash Cards



Phase 3 and 4



Ka-Pow Flash Cards



Phase 3 and 4



y



z



zz



qu

Ka-Pow Flash Cards



Phase 3 and 4

sh

ch

th

ng

Ka-Pow Flash Cards



Phase 3 and 4

ai

A flash card with a red, scalloped border and yellow stars. The digraph "ai" is written in large blue letters. A small Wriggly readers logo is in the top left corner.

ee

A flash card with a red, scalloped border and yellow stars. The digraph "ee" is written in large blue letters. A small Wriggly readers logo is in the top left corner.

igh

A flash card with a red, scalloped border and yellow stars. The digraph "igh" is written in large blue letters. A small Wriggly readers logo is in the top left corner.


oa

A flash card with a red, scalloped border and yellow stars. The digraph "oa" is written in large blue letters. A small Wriggly readers logo is in the top left corner.

Ka-Pow Flash Cards



Phase 3 and 4



oo



ar



or



ur

Ka-Pow Flash Cards



Phase 3 and 4



ow



oi



er



ear

Ka-Pow Flash Cards



Phase 3 and 4

